


# RF SHIELDED DOORS



European EMC Products Ltd

## DOUBLE KNIFE DOOR WITH COPPER BERYLLIUM FINGER CONTACTS DOUBLE ACTION HINGES, 4 POINT LATCHING

### RF PERFORMANCE

Magnetic mode: 70 dB at 10 kHz rising to 100 dB at 100kHz

Electric Mode 100 dB from 1 kHz to 1 GHz


Plane Wave: 100 dB from 1 GHz to 18 GHz




RF shielded double knife edge door with 4 point latching and double action hinges.



Double knife edge on door leaf



Double action hinge



Internal view of door showing 4 point latching mechanism and electrically operated solenoid lock



Double row of copper beryllium finger contacts on door frame



Internal air operated switch for solenoid lock release, designed to ensure no RF leakage or need for RF filters on the electrical wires

### European EMC Products Limited

Unit 8 : Saffron Business Centre : Elizabeth Way : Saffron Walden : Essex : CB10 2NL

Tel + 44 1799 523073 : Fax + 44 1799 521191

Email : [info@euro-emc.co.uk](mailto:info@euro-emc.co.uk) : Web : <http://www.euro-emc.co.uk>